

page



INTRODUCTION


- Identification data 1
- Performance – Fuel consumption 1
- Fuel consumption 2










TECHNICAL DATA

ENGINE

- Specifications 2

	CHASSIS	ENGINE	VERSION	GEARBOX
 JTD 100 CV	ZFA 185.000	182B9.000	185BXU1A	

ENGINE TYPE	 JTD 100 CV
-------------	---

<p>Speed km/h (medium load)</p> 		36
		62
		97
		136
		184
		36
	Maximum climable gradient fully laden	-
<p>Fuel consumption according to directive 1999/100/CE (litres/100 km)</p> 	Urban	7.2
	Extra-urban	4.4
	Combi	5.5
CO ₂ exhaust emissions (g/km)		145

The fuel consumption figures in accordance with 1999/100 EC standards were determined during the course of homologation tests which include:

- an urban cycle which includes a cold start followed by a simulated varied urban cycle.
- an extraurban cycle which includes frequent acceleration in all gears simulating normal out of town usage of the vehicle. The speed varies between 0 and 120 km/h.
- the average combined consumption figure includes 37% of the urban cycle and 63% of the non-urban cycle.

The type of route, traffic conditions, driving style, weather conditions, trim level/equipment/accessories, presence of special equipment and the state of the vehicle in general can lead to different fuel consumption figures from those established using the above mentioned procedures.

The CO₂ exhaust emissions (in g/km) are measured during the combined average cycle.

Technical data

Marea Weekend  **JTD 100 CV**



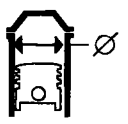
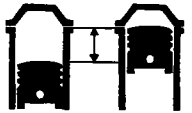
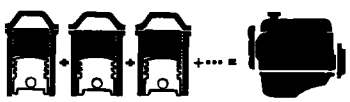
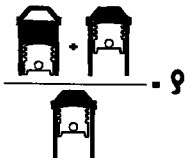
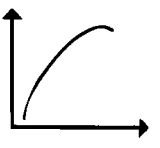
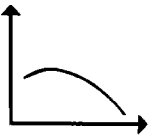
Engine

2000 range 

00.10



SPECIFICATIONS

	Cycle	Diesel 4 stroke	
	Timing	single overhead camshaft	
	Type of fuel system	Direct injection Turbocharger + intercooler	
	No. of cylinders	4 in line	
	Cylinder liner (bore)	mm	82
	Stroke	mm	90.4
	Capacity	cm ³	1910
	Compression ratio	18.45 ± 0.5	
	Max power CEE	kW (bhp)	74 (100)
		rpm	4000
	Max torque CEE	daNm (kgm)	20 (20.4)
		rpm	1500